



## Technical Data Sheet

# Angled Screen Separator

The separator's main function is to separate the waste material from the conveying air stream. The separator assembly consists of a perforated screen plate, inclined downwards at an angle inside metal housing.

Air and material enter through an inlet in the housing at the top of the perforated screen plate and are accelerated down it. An inlet aerofoil pre-set during commissioning, ensures the perforated screen is self cleaning and remains free from material to maintain reliable operation.

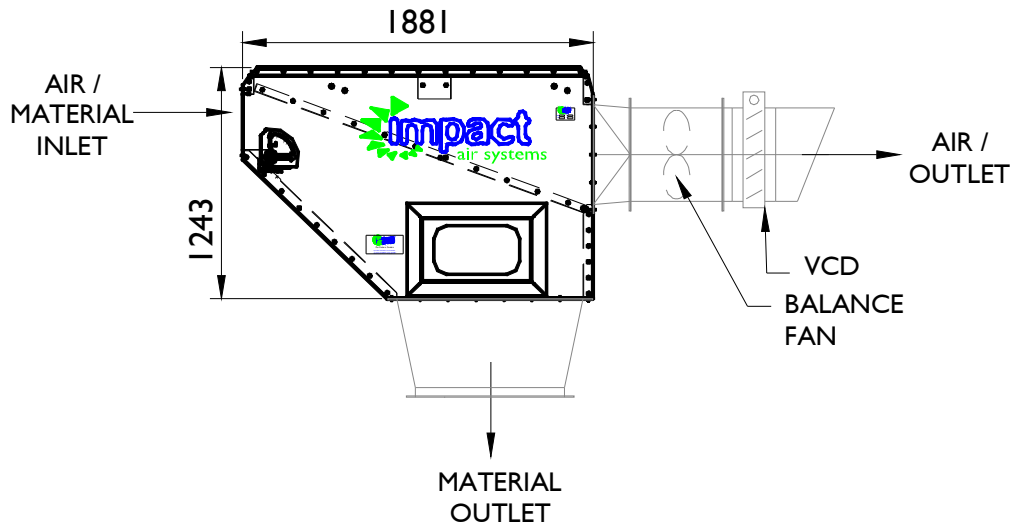
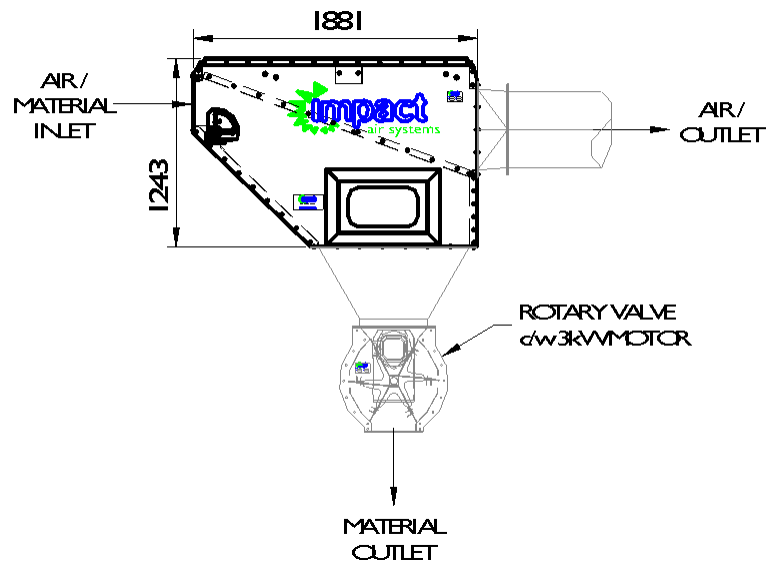

The conveying air passes through the screen plate and exits the separator through an outlet port either in the top or the back of the unit. Material travels down the full length of the screen plate and leaves the separator through an outlet in the bottom. The material then exits the separator unit under the action of gravity alone.

We offer a range of size and screen types to suit a vast range of material and applications (between 3,500 and 75,000 cubic metres per hour).

Its unique "modular construction" means it can be easily expanded in size as further air systems are needed. Only Impact's units are built this way, gone are the days of "rip out and replace" when all you need is a little extra capacity from your existing system

- Replaceable self cleaning separator screen
- Compact size
- High air handling capacity
- Puncture resistant screen plates
- Fully sealed, dust tight
- Adjustable regulating aerofoil
- Material discharge via a non leaking rotary valve
- Tolerant to variations in system air volume and pressure
- Material throughputs up to 25 tonnes per hour
- Gearbox adjustment of inlet aerofoil
- Available to suit a range of different materials

**Clever Thinking : Clear Results**



Width in mm**	500	750	1000	1500	2000	2500	3000
Weight in Kg's	300	340	380	460	540	645	750
Maximum Air Volume*	6895m <sup>3</sup> /h	10342m <sup>3</sup> /h	13790m <sup>3</sup> /h	20685m <sup>3</sup> /h	27580m <sup>3</sup> /h	34475m <sup>3</sup> /h	41370m <sup>3</sup> /h
Inlet Dimension	300 x 500	300 x 750	300 x 1000	300 x 1500	300 x 2000	300 x 2500	300 x 3000
Outlet Dimension	1000 x 500	1000 x 750	1000 x 1000	1000 x 1500	1000 x 2000	1000 x 2500	1000 x 3000
Dimension A	1881	1881	1881	1881	1881	1881	1881
Dimension B	1243	1243	1243	1243	1243	1243	1243

\*\*Alternative width configurations are available to suit specific applications

\* Based on paper waste

For further information or technical details please contact the sales team:

Impact House, Oakland Road, Leicester, LE2 6AN, United Kingdom  
 T : +44 (0) 116 244 8855  
 F: +44 (0) 0116 244 8212  
 E: sales@impactair.co.uk  
 W: [www.impactair.co.uk](http://www.impactair.co.uk)

